

S.R.R. & C.V.R. GOVT. DEGREE COLLEGE (A), VIJAYAWADA

DEPARTMENT OF MATHEMATICS

ANALYSIS OF FEEDBACK ON CURRICULUM

ACADEMIC YEAR 2019-20 Semester – I

Structured Feedback by Student/Alumni, Parent and Teacher for Design and Review of the Syllabus

As the college autonomy is sanctioned from the academic year 2017-18, the College has a formal mechanism to obtain feedback from Students/Alumni/Teachers/Industrialist and Parents on the Design and Review of the Syllabus.

Feedback is obtained from students at the end of every semester in all courses. This feedback is collected, analyzed and taken into consideration partially to make the modifications in the syllabus for further designing quality of the course.

FEEDBACK REPORT

Semester – I

Paper-I: Differential Equations

The report of analysis of feedback received from different stakeholders is given below.

1. Feedback forms collected:

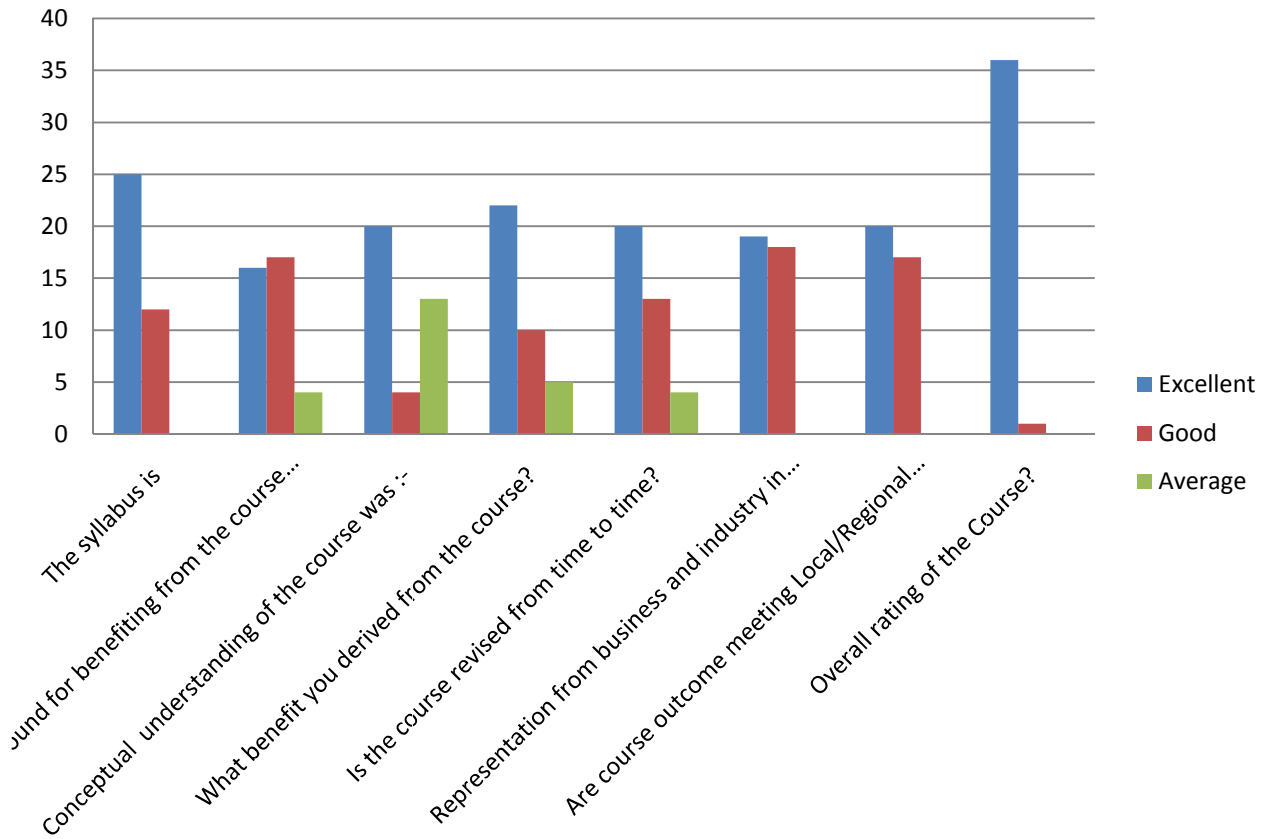
- ✓ Students : 37
- ✓ Alumni : 4
- ✓ Parents : 4
- ✓ Teachers : 2

2. Stakeholder Feedback Report for syllabus Design and Review

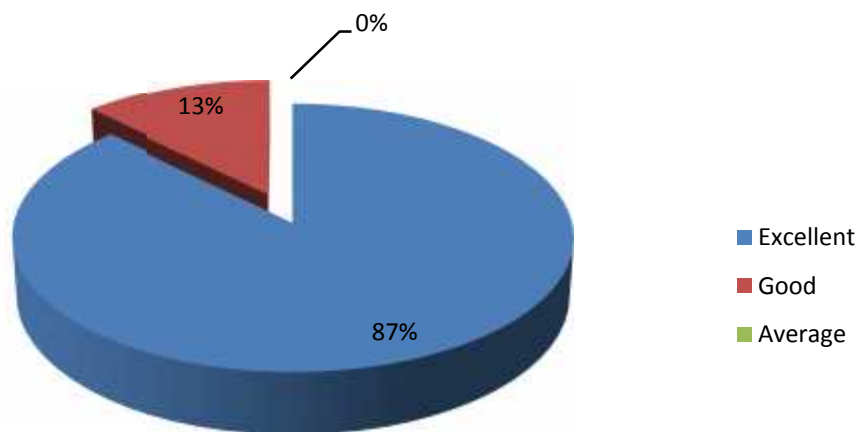
Student Feedback on Curriculum for Design & Review of Syllabus

S.No.	Factor	Excellent			Average			Good			Total	Remarks
			No. Of Stu	%		No. Of Stu	%		No. Of Stu	%		
1	The syllabus is	challenging	25	67.57	adequate	12	32.43	inadequate	0	0.00	37	(a)
2	Your background for benefiting from the course was	more than adequate	16	43.24	just adequate	17	45.95	inadequate	4	10.81	37	(b)
3	Conceptual understanding of the course was :-	easy	20	54.05	manageable	4	10.81	difficult	13	35.14	37	(a)
4	What benefit you derived from the course?	Improve skill	22	59.46	Gaining knowledge	10	27.03	Arousing	5	13.51	37	(a)
5	Is the course revised from time to time?	Yes	20	54.05	to some extent	13	35.14	No	4	10.81	37	(a)
6	Representation from business and industry in Boards of studies is helpful in Designing and improving the courses?	Yes	19	51.35	to some extent	18	48.65	No	0	0.00	37	(a)
7	Are course outcome meeting Local/Regional /Global needs?	a) Yes	20	54.05	b) to some extent	17	45.95	c) no	0	0.00	37	(a)
8	Overall rating of the Course?	a) Excellent	36	97.30	b) Good	1	2.70	c) Average	0	0.00	37	(a)
9	Any other expectations from the curriculum	Satisfied with the syllabi										

Students Feedback on Curriculum



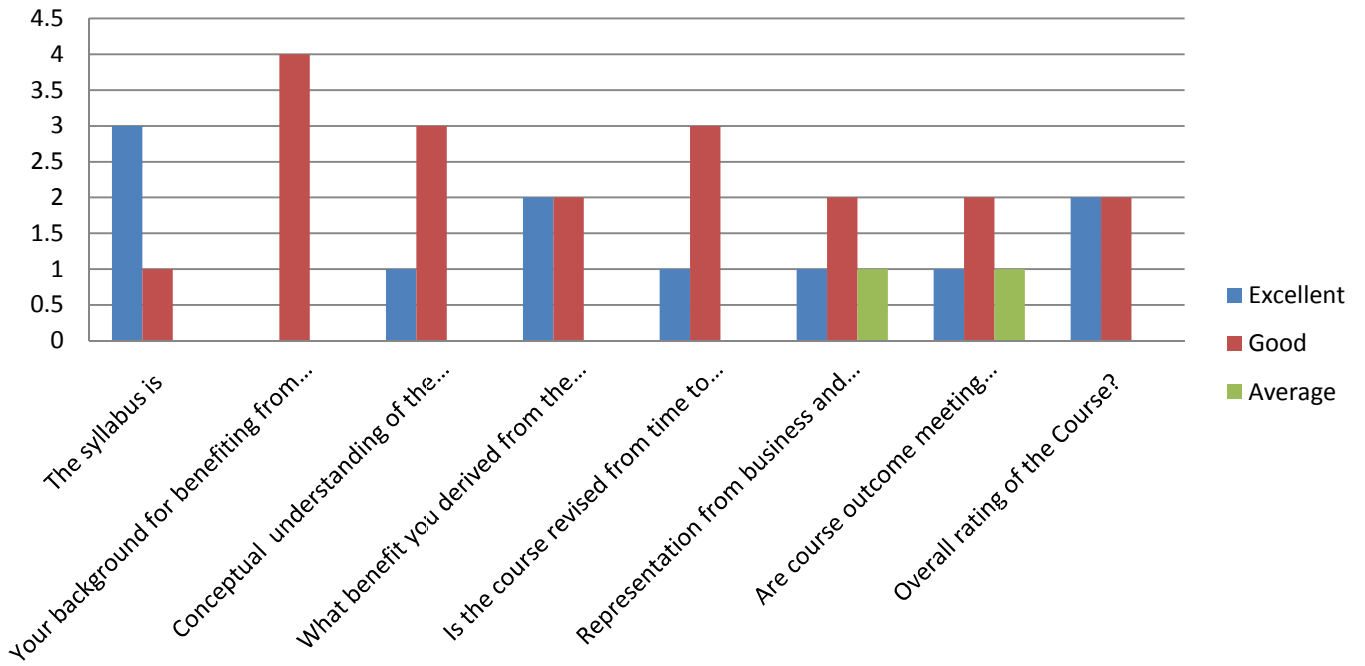
Overall Rating



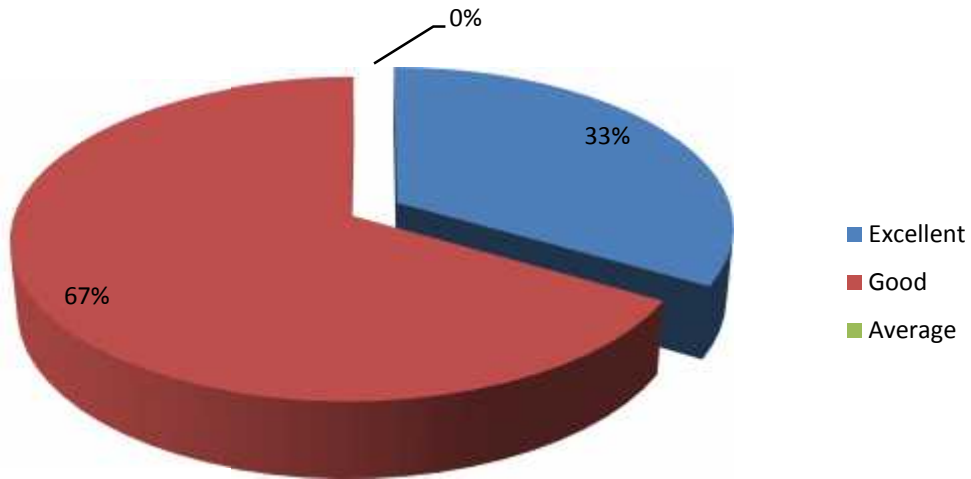
Alumni Feedback on Curriculum for Design & Review of Syllabus

S.No.	Factor	Option-a			Option-b			Option-c			Total	Remarks
			No. of Alumni	%		No. of Alumni	%		No. of Alumni	%		
1	The syllabus is	challenging	3	75.00	adequate	1	25.00	inadequate	0	0.00	4	(a)
2	Your background for benefiting from the course was	more than adequate	0	0.00	just adequate	4	100.00	inadequate	0	0.00	4	(b)
3	Conceptual understanding of the course was :-	easy	1	25.00	manageable	3	75.00	difficult	0	0.00	4	(b)
4	What benefit you derived from the course?	Improve skill	2	50.00	Gaining knowledge	2	50.00	Arousing	0	0.00	4	(b)
5	Is the course revised from time to time?	Yes	1	25.00	to some extent	3	75.00	No	0	0.00	4	(b)
6	Representation from business and industry in Boards of studies is helpful in Designing and improving the courses?	Yes	1	25.00	to some extent	2	50.00	No	1	25.00	4	(b)
7	Are course outcome meeting Local/Regional /Global needs?	a) Yes	1	25.00	b) to some extent	2	50.00	c) no	1	25.00	4	(b)
8	Overall rating of the Course?	a) Excellent	2	50.00	b) Good	2	50.00	c) Average	0	0.00	4	(a)
9	Any other expectations from the curriculum	Satisfied with the Syllabi										

Alumni Feedback on Curriculum



Overall Rating



Signature of the Dept. In-Charge

SRR & CVR GOVT. DEGREE COLLEGE (A), VIJAYAWADA

DEPARTMENT OF MATHEMATICS

ANALYSIS OF FEEDBACK ON CURRICULUM

ACADEMIC YEAR 2019-20 Semester – III

Structured Feedback by Student/Alumni, Parent and Teacher for Design and Review of the Syllabus

As the college autonomy is sanctioned from the academic year 2017-18, the College has a formal mechanism to obtain feedback from Students/Alumni/Teachers/Industrialist and Parents on the Design and Review of the Syllabus.

Feedback is obtained from students at the end of every semester in all courses. This feedback is collected, analyzed and taken into consideration partially to make the modifications in the syllabus for further designing quality of the course.

FEEDBACK REPORT

Semester – III

Paper–III: Abstract Algebra

The report of analysis of feedback received from different stakeholders is given below.

3. Feedback forms collected:

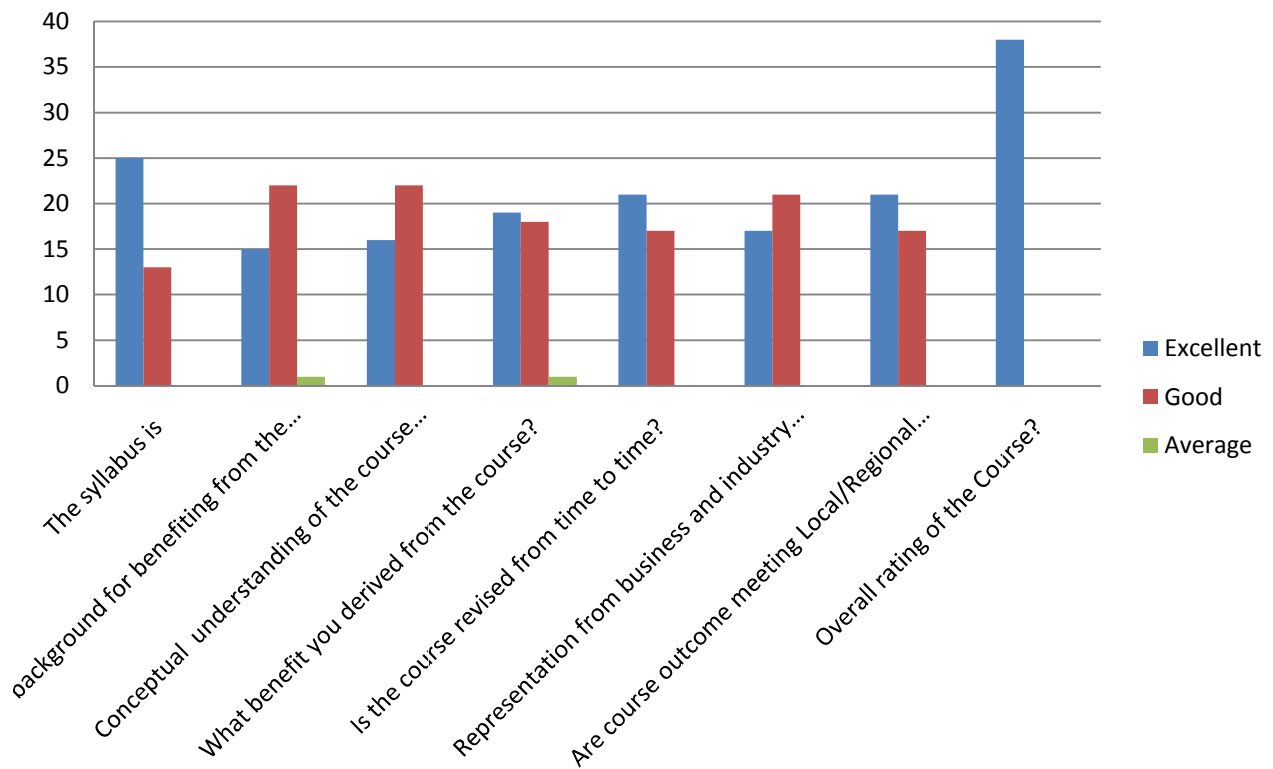
- ✓ Students : 38
- ✓ Alumni : 4
- ✓ Parents : 2
- ✓ Teachers : 4

4. Stakeholder Feedback Report for syllabus Design and Review

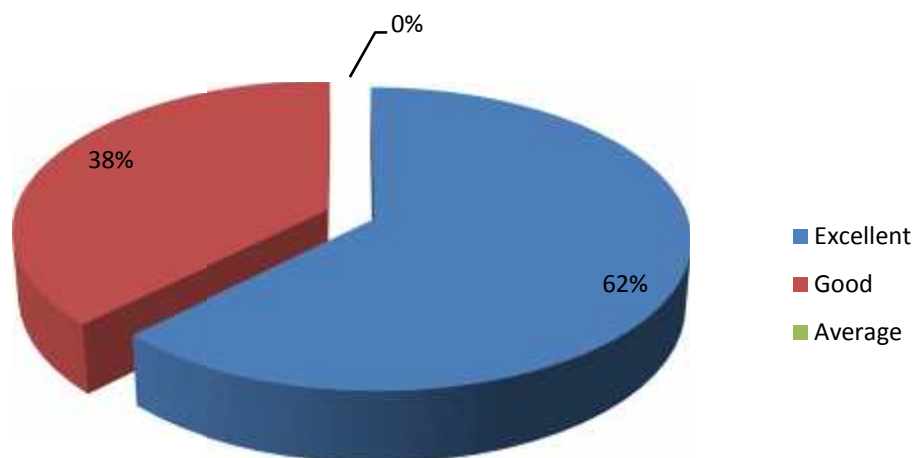
Student Feedback on Curriculum for Design & Review of Syllabus

S.No.	Factor	Excellent			Good			Average			Total	Remarks
			No. of Alumni	%		No. of Alumni	%		No. of Alumni	%		
1	The syllabus is	challenging	25	65.79	adequate	13	34.21	inadequate	0	0.00	38	(a)
2	Your background for benefiting from the course was	more than adequate	15	39.47	just adequate	22	57.89	inadequate	1	2.63	38	(b)
3	Conceptual understanding of the course was :-	easy	16	42.11	manageable	22	57.89	difficult	0	0.00	38	(b)
4	What benefit you derived from the course?	Improve skill	19	50.00	Gaining knowledge	18	47.37	Arousing	1	2.63	38	(a)
5	Is the course revised from time to time?	Yes	21	55.26	to some extent	17	44.74	No	0	0.00	38	(a)
6	Representation from business and industry in Boards of studies is helpful in Designing and improving the courses?	Yes	17	44.74	to some extent	21	55.26	No	0	0.00	38	(b)
7	Are course outcome meeting Local/Regional /Global needs?	a) Yes	21	55.26	b) to some extent	17	44.74	c) no	0	0.00	38	(a)
8	Overall rating of the Course?	a) Excellent	38	100.00	b) Good	0	0.00	c) Average	0	0.00	38	(a)
9	Any other expectations from the curriculum	Students satisfied with the Syllabi										

Student Feedback on Curriculum



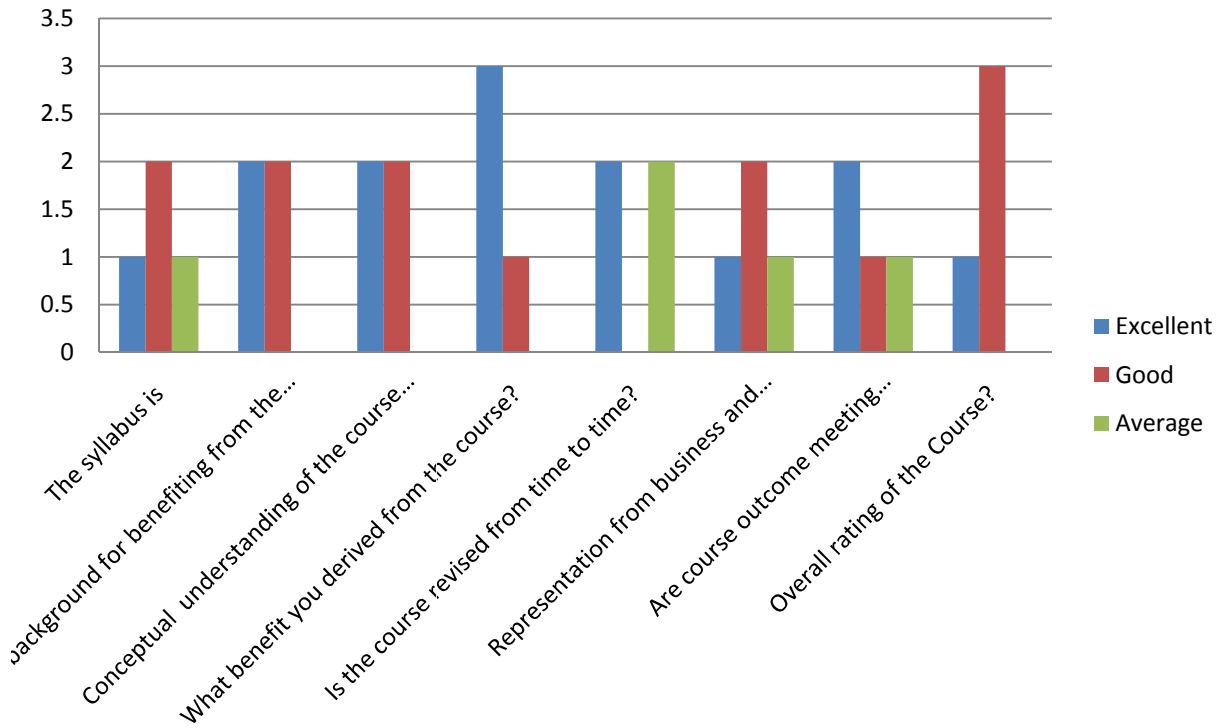
Overall Rating



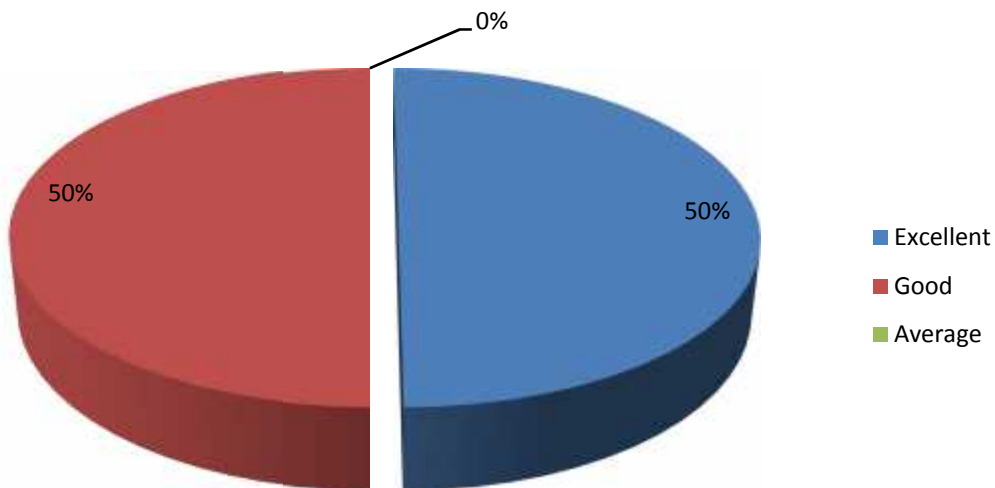
Alumni Feedback on Curriculum for Design & Review of Syllabus

S.No.	Factor	Excellent			Good			Average			Total	Remarks
			No. of Alumni	%		No. of Alumni	%		No. of Alumni	%		
1	The syllabus is	challenging	1	25.00	adequate	2	50.00	inadequate	1	25.00	4	(b)
2	Your background for benefiting from the course was	more than adequate	2	50.00	just adequate	2	50.00	inadequate	0	0.00	4	(a)
3	Conceptual understanding of the course was :-	easy	2	50.00	manageable	2	50.00	difficult	0	0.00	4	(b)
4	What benefit you derived from the course?	Improve skill	3	75.00	Gaining knowledge	1	25.00	Arousing	0	0.00	4	(a)
5	Is the course revised from time to time?	Yes	2	50.00	to some extent	0	0.00	No	2	50.00	4	(a)
6	Representation from business and industry in Boards of studies is helpful in Designing and improving the courses?	Yes	1	25.00	to some extent	2	50.00	No	1	25.00	4	(b)
7	Are course outcome meeting Local/Regional /Global needs?	a) Yes	2	50.00	b) to some extent	1	25.00	c) no	1	25.00	4	(a)
8	Overall rating of the Course?	a) Excellent	1	25.00	b) Good	3	75.00	c) Average	0	0.00	4	(b)
9	Any other expectations from the curriculum	Students satisfied with the Syllabi										

Student Feedback on Curriculum



Overall Rating



Signature of the Dept. In-Charge

SRR & CVR GOVT. DEGREE COLLEGE (A), VIJAYAWADA

DEPARTMENT OF MATHEMATICS

ANALYSIS OF FEEDBACK ON CURRICULUM

ACADEMIC YEAR 2019-20 Semester – V

Structured Feedback by Student/Alumni, Parent and Teacher for Design and Review of the Syllabus

As the college autonomy is sanctioned from the academic year 2017-18, the College has a formal mechanism to obtain feedback from Students/Alumni/Teachers/Industrialist and Parents on the Design and Review of the Syllabus.

Feedback is obtained from students at the end of every semester in all courses. This feedback is collected, analyzed and taken into consideration partially to make the modifications in the syllabus for further designing quality of the course.

FEEDBACK REPORT

Semester – V

Paper-V: Ring Theory & Vector Calculus

The report of analysis of feedback received from different stakeholders is given below.

5. Feedback forms collected:

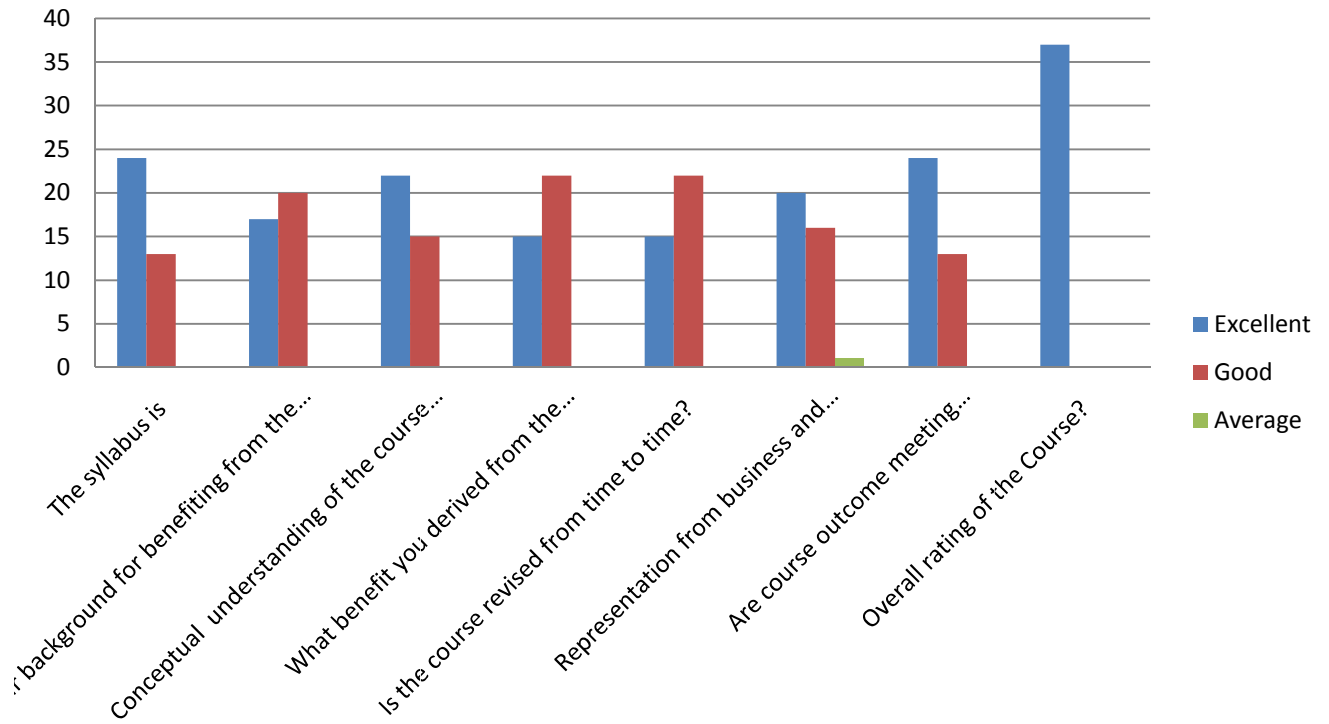
- ✓ Students : 37
- ✓ Alumni : 4
- ✓ Parents : 2
- ✓ Teachers : 4

6. Stakeholder Feedback Report for syllabus Design and Review

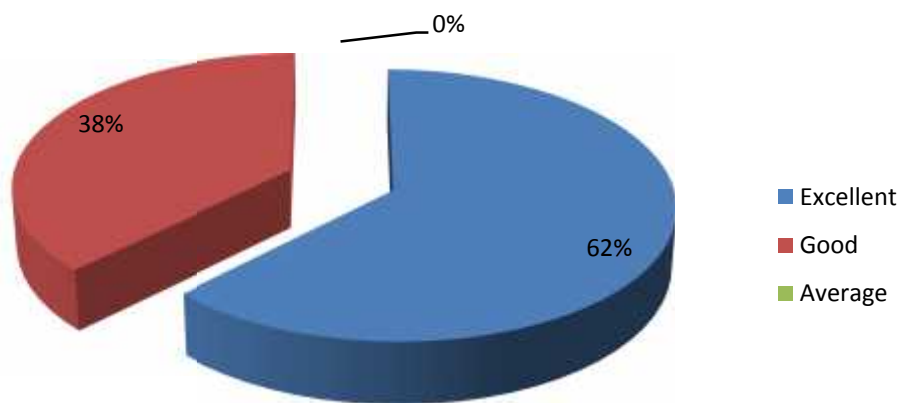
Student Feedback on Curriculum for Design & Review of Syllabus

S.No.	Factor	Excellent			Good			Average			Total	Remarks
			No. of Alumni	%		No. of Alumni	%		No. of Alumni	%		
1	The syllabus is	challenging	24	64.86	adequate	13	35.14	inadequate	0	0.00	37	(a)
2	Your background for benefiting from the course was	more than adequate	17	45.95	just adequate	20	54.05	inadequate	0	0.00	37	(b)
3	Conceptual understanding of the course was :-	easy	22	59.46	manageable	15	40.54	difficult	0	0.00	37	(a)
4	What benefit you derived from the course?	Improve skill	15	40.54	Gainin g knowle dge	22	59.46	Arousin g	0	0.00	37	(b)
5	Is the course revised from time to time?	Yes	15	40.54	to some extent	22	59.46	No	0	0.00	37	(b)
6	Representati on from business and industry in Boards of studies is helpful in Designing and improving the courses?	Yes	20	54.05	to some extent	16	43.24	No	1	2.70	37	(a)
7	Are course outcome meeting Local/Region al /Global needs?	a) Yes	24	64.86	b) to some extent	13	35.14	c) no	0	0.00	37	(a)
8	Overall rating of the Course?	a) Excellent	37	100.00	b) Good	0	0.00	c) Average	0	0.00	37	(a)
9	Any other expectations from the curriculum	Syllabus may be changed										

Student Feedback on Curriculum



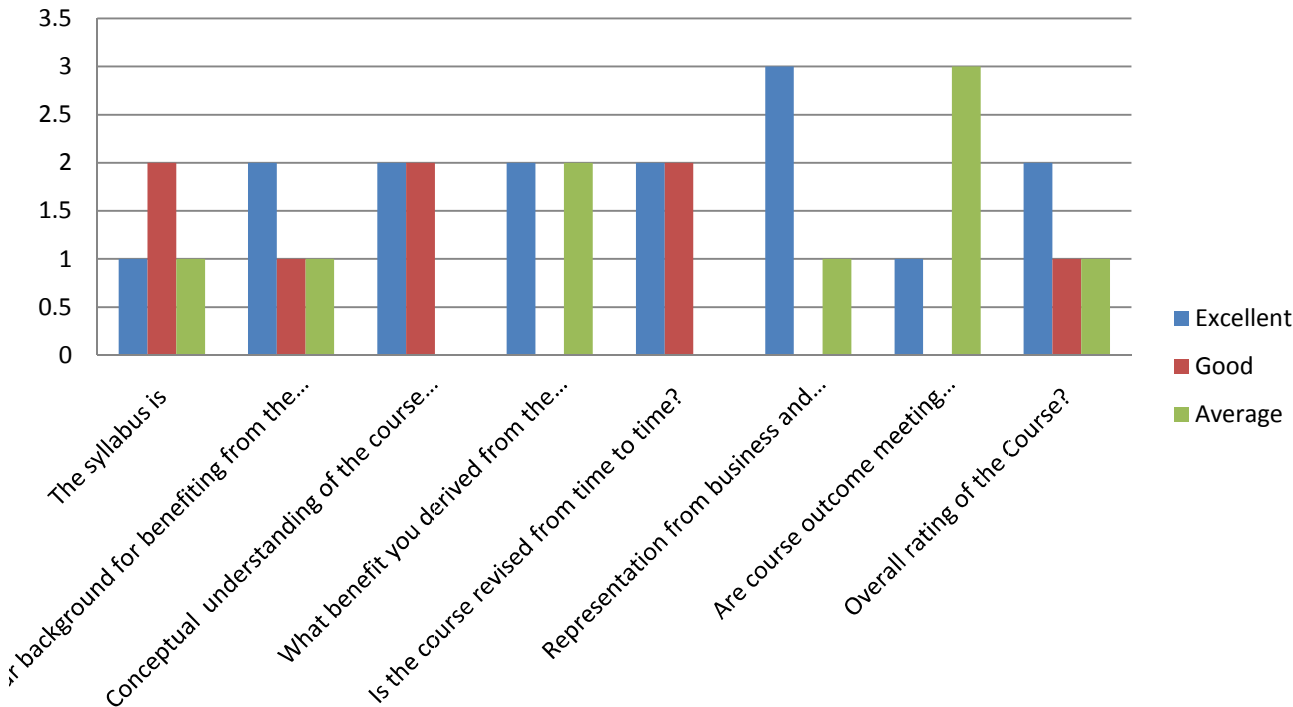
Overall Rating



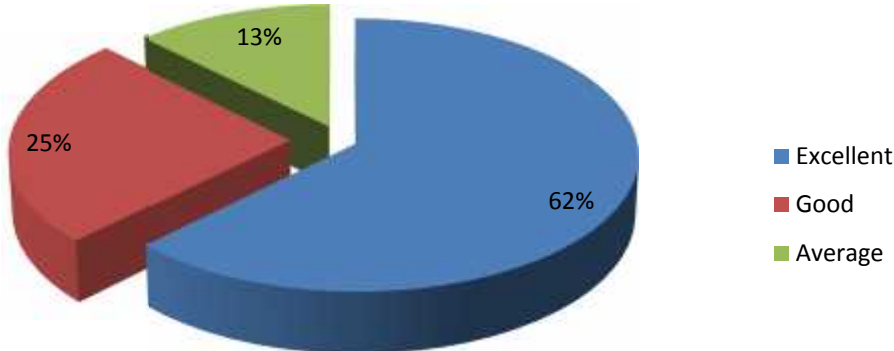
Alumni Feedback on Curriculum for Design & Review of Syllabus

S.No.	Factor	Excellent			Good			Average			Total	Remarks
			No. of Alumni	%		No. of Alumni	%		No. of Alumni	%	No. of Alumni	
1	The syllabus is	challenging	1	25.00	adequate	2	50.00	inadequate	1	25.00	4	(b)
2	Your background for benefiting from the course was	more than adequate	2	50.00	just adequate	1	25.00	inadequate	1	25.00	4	(a)
3	Conceptual understanding of the course was :-	easy	2	50.00	manageable	2	50.00	difficult	0	0.00	4	(a)
4	What benefit you derived from the course?	Improve skill	2	50.00	Gaining knowledge	0	0.00	Arousing	2	50.00	4	(a)
5	Is the course revised from time to time?	Yes	2	50.00	to some extent	2	50.00	No	0	0.00	4	(b)
6	Representation from business and industry in Boards of studies is helpful in Designing and improving the courses?	Yes	3	75.00	to some extent	0	0.00	No	1	25.00	4	(a)
7	Are course outcome meeting Local/Regional/Global needs?	a) Yes	1	25.00	b) to some extent	0	0.00	c) no	3	75.00	4	(c)
8	Overall rating of the Course?	a) Excellent	2	50.00	b) Good	1	25.00	c) Average	1	25.00	4	(a)
9	Any other expectations from the curriculum	Suggested a revision of Syllabus										

Alumni Feedback on Curriculum



Overall Rating



Paper-VI: Linear Algebra

The report of analysis of feedback received from different stakeholders is given below.

1. Feedback forms collected:

- ✓ Students : 38
- ✓ Alumni : 4
- ✓ Parents : 2
- ✓ Teachers : 4

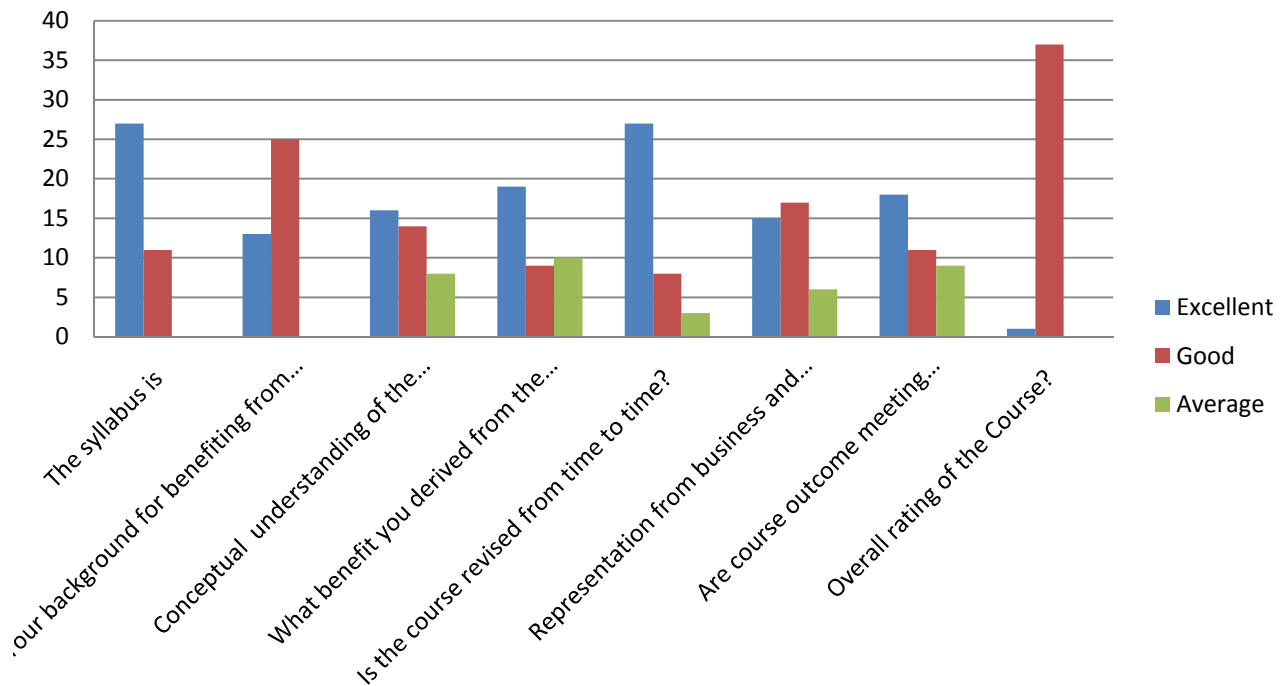
2. Stakeholder Feedback Report for syllabus Design and Review

Student Feedback on Curriculum for Design & Review of Syllabus

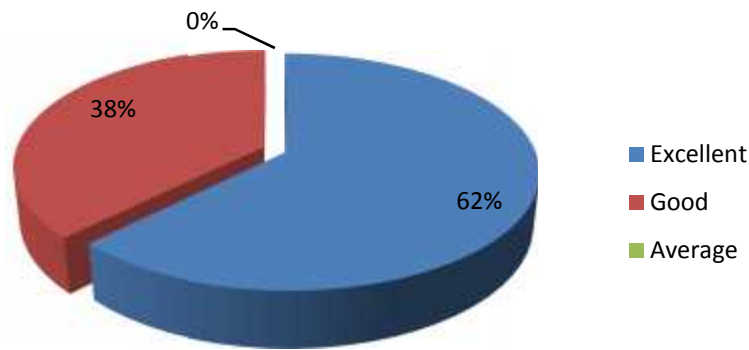
S.No.	Factor	Excellent			Good			Average			Total	Re ma rks
			No. of Alumni	%		No. of Alumni	%		No. of Alumni	%		
1	The syllabus is	challenging	27	71.05	adequate	11	28.95	inadequate	0	0.00	38	(a)
2	Your background for benefiting from the course was	more than adequate	13	34.21	just adequate	25	65.79	inadequate	0	0.00	38	(b)
3	Conceptual understanding of the course was :-	easy	16	42.11	manageable	14	36.84	difficult	8	21.05	38	(a)
4	What benefit you derived from the course?	Improve skill	19	50.00	Gaining knowledge	9	23.68	Arousing	10	26.32	38	(a)
5	Is the course revised from time to time?	Yes	27	71.05	to some extent	8	21.05	No	3	7.89	38	(a)
6	Representation from business and industry in Boards of	Yes	15	39.47	to some extent	17	44.74	No	6	15.79	38	(b)

	studies is helpful in Designing and improving the courses?											
7	Are course outcome meeting Local/Regional /Global needs?	a) Yes	18	47.37	b) to some extent	11	28.95	c) no	9	23.68	38	(a)
8	Overall rating of the Course?	a) Excellent	1	2.63	b) Good	37	97.37	c) Average	0	0.00	38	(b)
9	Any other expectations from the curriculum	Syllabus may be changed										

Student Feedback on Curriculum



Overall Rating

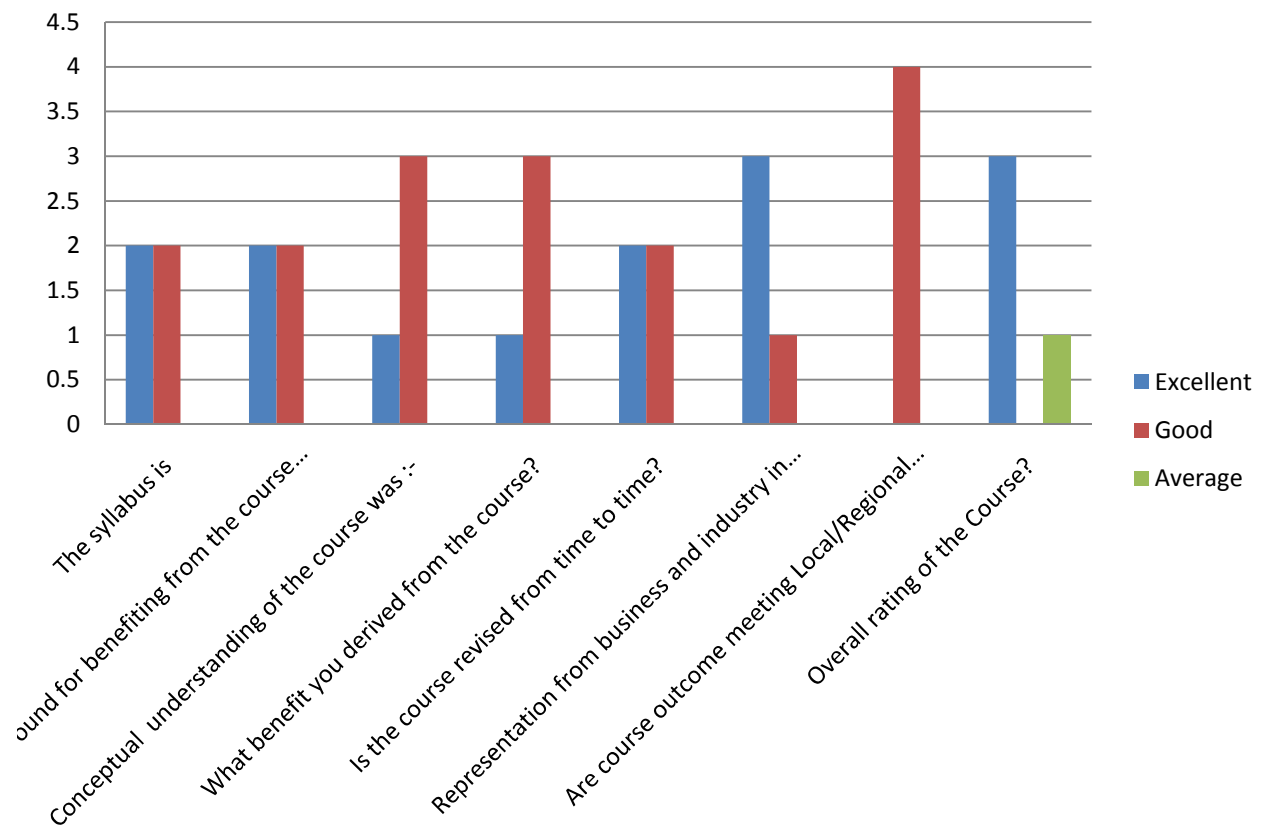


Alumni Feedback on Curriculum for Design & Review of Syllabus

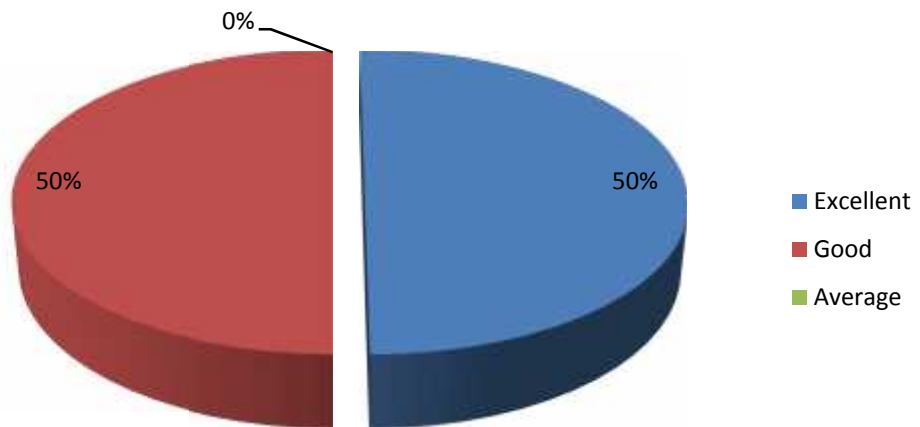
S.No.	Factor	Excellent		Good		Average		Total	Remarks			
		No. of Alumni	%	No. of Alumni	%	No. of Alumni	%					
1	The syllabus is	challenging	2	50.00	adequate	2	50.00	inadequate	0	0.00	4	(a)
2	Your background for benefiting from the course was	more than adequate	2	50.00	just adequate	2	50.00	inadequate	0	0.00	4	(b)
3	Conceptual understanding of the course was :-	easy	1	25.00	manageable	3	75.00	difficult	0	0.00	4	(b)
4	What benefit you derived from the course?	Improve skill	1	25.00	Gainin g knowle dge	3	75.00	Arousi ng	0	0.00	4	(b)
5	Is the course revised from time to time?	Yes	2	50.00	to some extent	2	50.00	No	0	0.00	4	(a)
6	Representati on from business and industry in Boards of studies is helpful in Designing and improving the	Yes	3	75.00	to some extent	1	25.00	No	0	0.00	4	(a)

	courses?												
7	Are course outcome meeting Local/Regional /Global needs?	a) Yes	0	0.00	b) to some extent	4	100.00	c) no	0	0.00	4	(b)	
8	Overall rating of the Course?	a) Excellent	3	75.00	b) Good	0	0.00	c) Average	1	25.00	4	(a)	
9	Any other expectations from the curriculum	Suggested a revision of Syllabus											

Alumni Feedback on Curriculum



Overall Rating



Signature of the Dept. In-Charge

SRR & CVR GOVT. DEGREE COLLEGE (A), VIJAYAWADA

DEPARTMENT OF MATHEMATICS

ANALYSIS OF FEEDBACK ON CURRICULUM

ACADEMIC YEAR 2019-20 Semester – VI

Structured Feedback by Student/Alumni, Parent and Teacher for Design and Review of the Syllabus

As the college autonomy is sanctioned from the academic year 2017-18, the College has a formal mechanism to obtain feedback from Students/Alumni/Teachers/Industrialist and Parents on the Design and Review of the Syllabus.

Feedback is obtained from students at the end of every semester in all courses. This feedback is collected, analyzed and taken into consideration partially to make the modifications in the syllabus for further designing quality of the course.

FEEDBACK REPORT

Semester – VI

Paper–VII: Numerical Analysis

The report of analysis of feedback received from different stakeholders is given below.

7. Feedback forms collected:

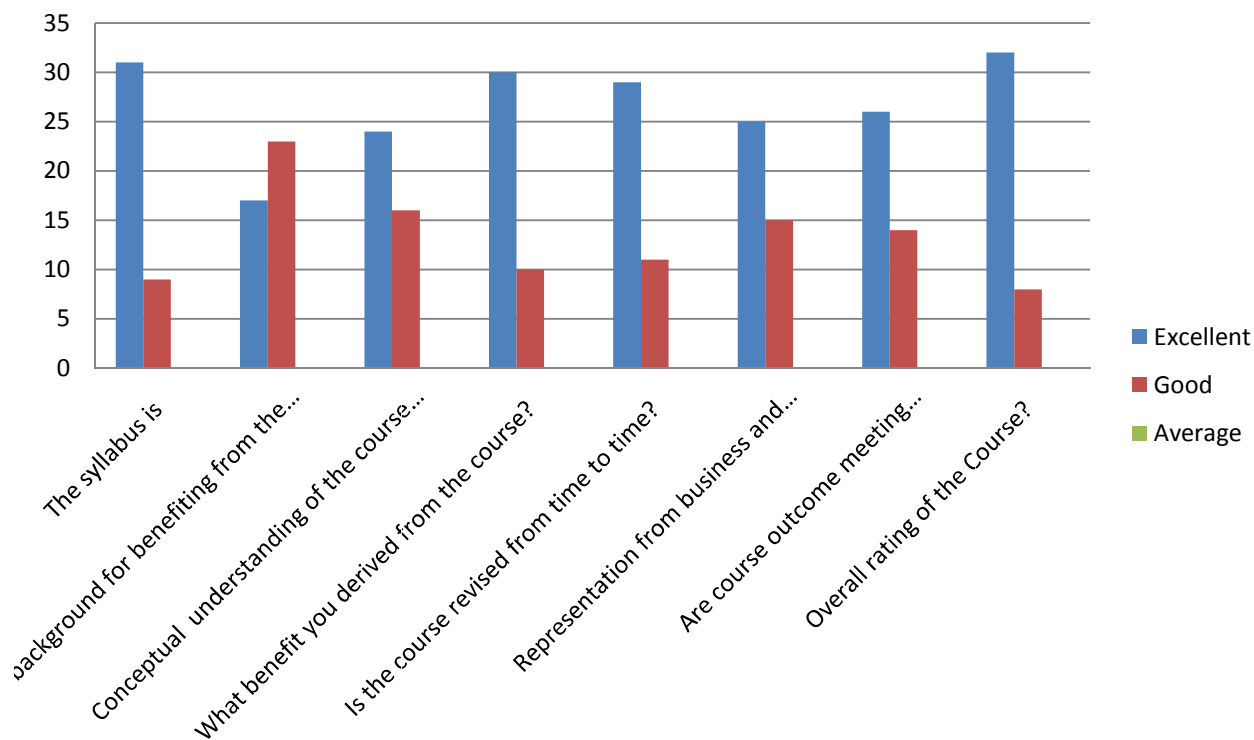
- ✓ Students : 40
- ✓ Alumni : 6
- ✓ Parents : 6
- ✓ Teachers : 6

8. Stakeholder Feedback Report for syllabus Design and Review

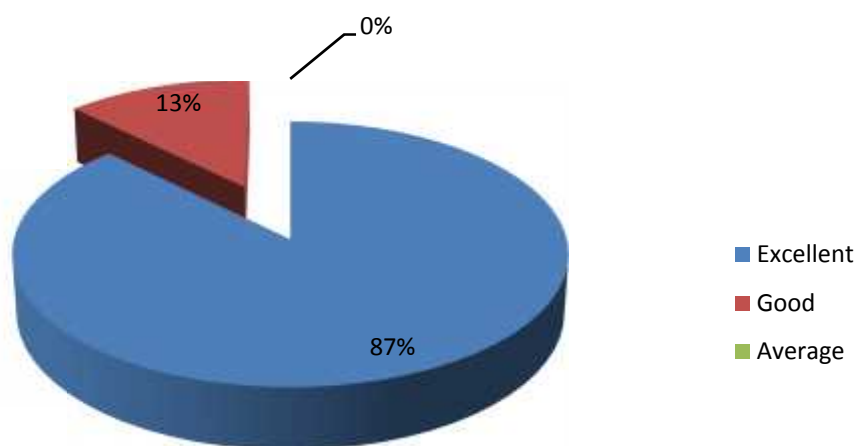
Student Feedback on Curriculum for Design & Review of Syllabus

S.No.	Factor	Excellent			Average			Good			Total	Remarks
			No. Of Stu	%		No. Of Stu	%		No. Of Stu	%		
1	The syllabus is	challenging	31	77.50	adequate	9	22.50	inadequate	0	0.00	40	(a)
2	Your background for benefiting from the course was	more than adequate	17	42.50	just adequate	23	57.50	inadequate	0	0.00	40	(b)
3	Conceptual understanding of the course was :-	easy	24	60.00	manageable	16	40.00	difficult	0	0.00	40	(a)
4	What benefit you derived from the course?	Improve skill	30	75.00	Gaining knowledge	10	25.00	Arousing	0	0.00	40	(a)
5	Is the course revised from time to time?	Yes	29	72.50	to some extent	11	27.50	No	0	0.00	40	(a)
6	Representation from business and industry in Boards of studies is helpful in Designing and improving the courses?	Yes	25	62.50	to some extent	15	37.50	No	0	0.00	40	(a)
7	Are course outcome meeting Local/Regional /Global needs?	a) Yes	26	65.00	b) to some extent	14	35.00	c) no	0	0.00	40	(a)
8	Overall rating of the Course?	a) Excellent	32	80.00	b) Good	8	20.00	c) Average	0	0.00	40	(a)
9	Any other expectations from the curriculum	Satisfied with the Syllabi and Suggested a revision of Syllabus										

Student Feedback on Curriculum



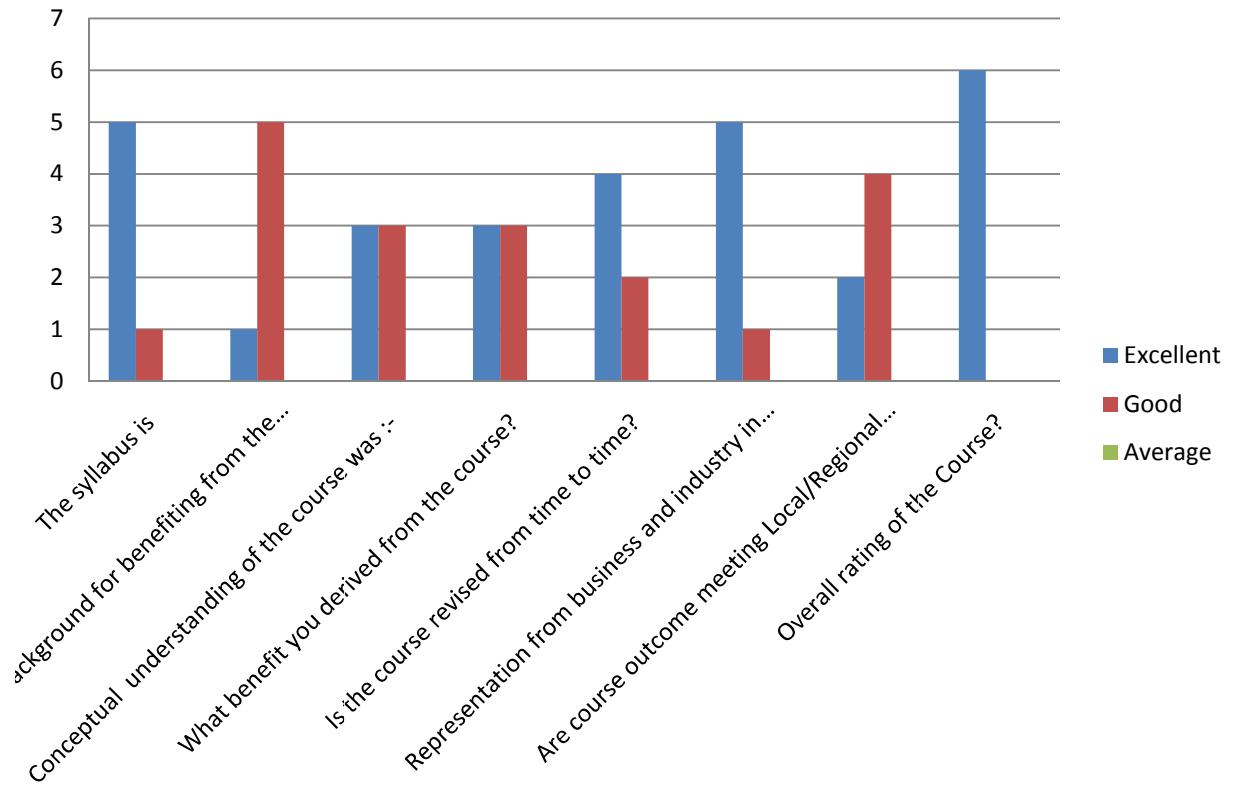
Overall Rating



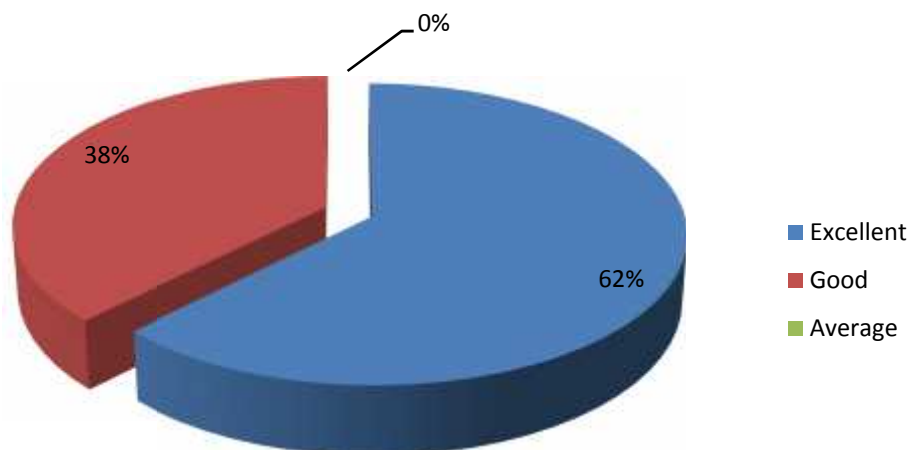
Alumni Feedback on Curriculum for Design & Review of Syllabus

S.No.	Factor	Option-a			Option-b			Option-c			Total	Remarks
			No. of Alumni	%		No. of Alumni	%		No. of Alumni	%		
1	The syllabus is	challenging	5	83.33	adequate	1	16.67	inadequate	0	0.00	6	(a)
2	Your background for benefiting from the course was	more than adequate	1	16.67	just adequate	5	83.33	inadequate	0	0.00	6	(b)
3	Conceptual understanding of the course was :-	easy	3	50.00	manageable	3	50.00	difficult	0	0.00	6	(a)
4	What benefit you derived from the course?	Improve skill	3	50.00	Gainin g knowle dge	3	50.00	Arousi ng	0	0.00	6	(b)
5	Is the course revised from time to time?	Yes	4	66.67	to some extent	2	33.33	No	0	0.00	6	(a)
6	Representation from business and industry in Boards of studies is helpful in Designing and improving the courses?	Yes	5	83.33	to some extent	1	16.67	No	0	0.00	6	(a)
7	Are course outcome meeting Local/Regional /Global needs?	a) Yes	2	33.33	b) to some extent	4	66.67	c) no	0	0.00	6	(b)
8	Overall rating of the Course?	a) Excellent	6	100.00	b) Good	0	0.00	c) Average	0	0.00	6	(a)
9	Any other expectations from the curriculum	Satisfied with the Syllabi and Suggested a revision of Syllabus										

Alumni Feedback on Curriculum



Overall Rating



Paper-VIII(A2): Advanced Numerical Analysis

The report of analysis of feedback received from different stakeholders is given below.

2. Feedback forms collected:

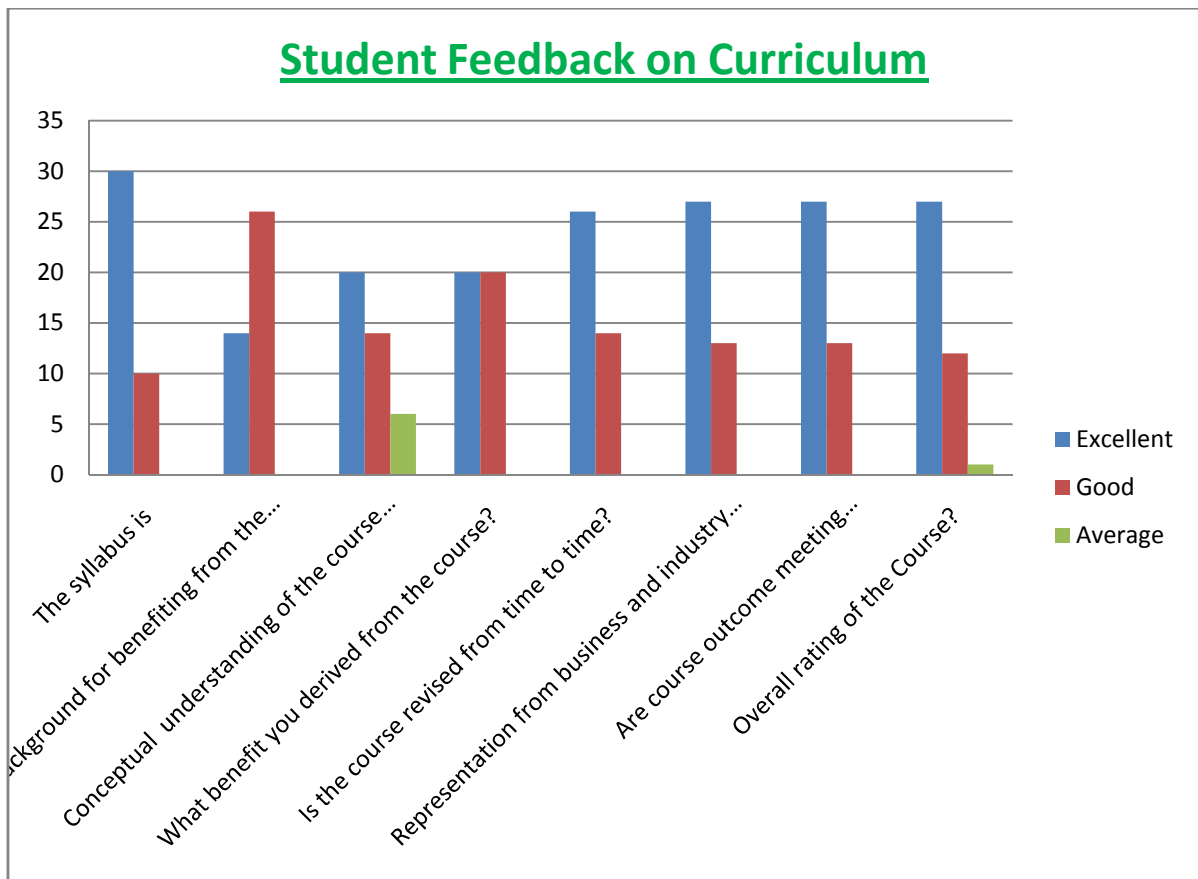
- ✓ Students : 40
- ✓ Alumni : 6
- ✓ Parents : 6
- ✓ Teachers : 6

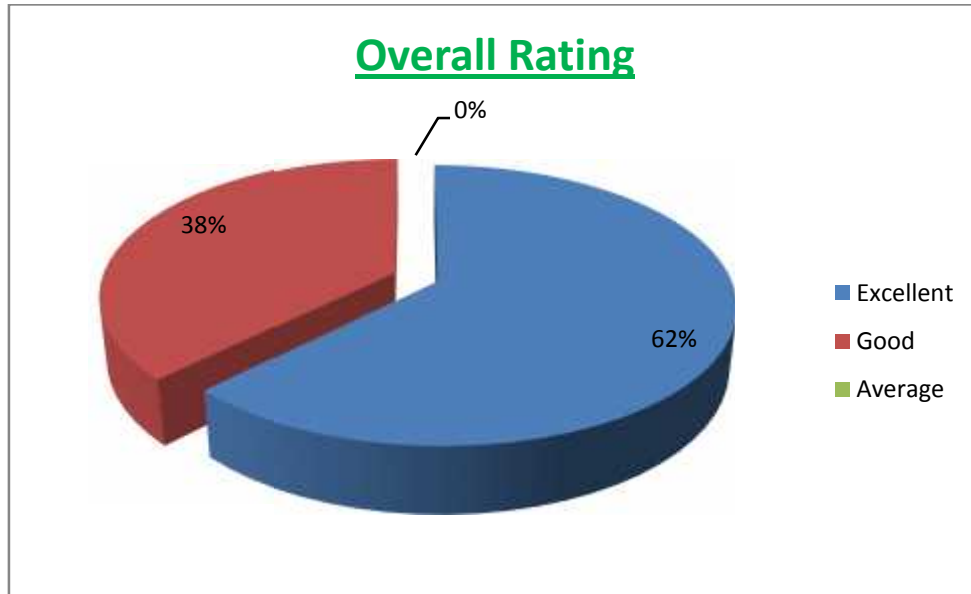
2. Stakeholder Feedback Report for syllabus Design and Review

Student Feedback on Curriculum for Design & Review of Syllabus

S.No.	Factor	Excellent			Good			Average			Total	Remarks
			No. of Alumni	%		No. of Alumni	%		No. of Alumni	%		
1	The syllabus is	challenging	30	75.00	adequate	10	25.00	inadequate	0	0.00	40	(a)
2	Your background for benefiting from the course was	more than adequate	14	35.00	just adequate	26	65.00	inadequate	0	0.00	40	(b)
3	Conceptual understanding of the course was :-	easy	20	50.00	manageable	14	35.00	difficult	6	15.00	40	(b)
4	What benefit you derived from the course?	Improve skill	20	50.00	Gaining knowledge	20	50.00	Arousing	0	0.00	40	(b)
5	Is the course revised from time to time?	Yes	26	65.00	to some extent	14	35.00	No	0	0.00	40	(a)
6	Representation from business and industry in Boards of studies is helpful	Yes	27	67.50	to some extent	13	32.50	No	0	0.00	40	(a)

	in Designing and improving the courses?											
7	Are course outcome meeting Local/Regional /Global needs?	a) Yes	27	67.50	b) to some extent	13	32.50	c) no	0	0.00	40	(a)
8	Overall rating of the Course?	a) Excellent	27	67.50	b) Good	12	30.00	c) Average	1	2.50	40	(a)
9	Any other expectations from the curriculum	Satisfied with the Syllabi and Suggested a revision of Syllabus										

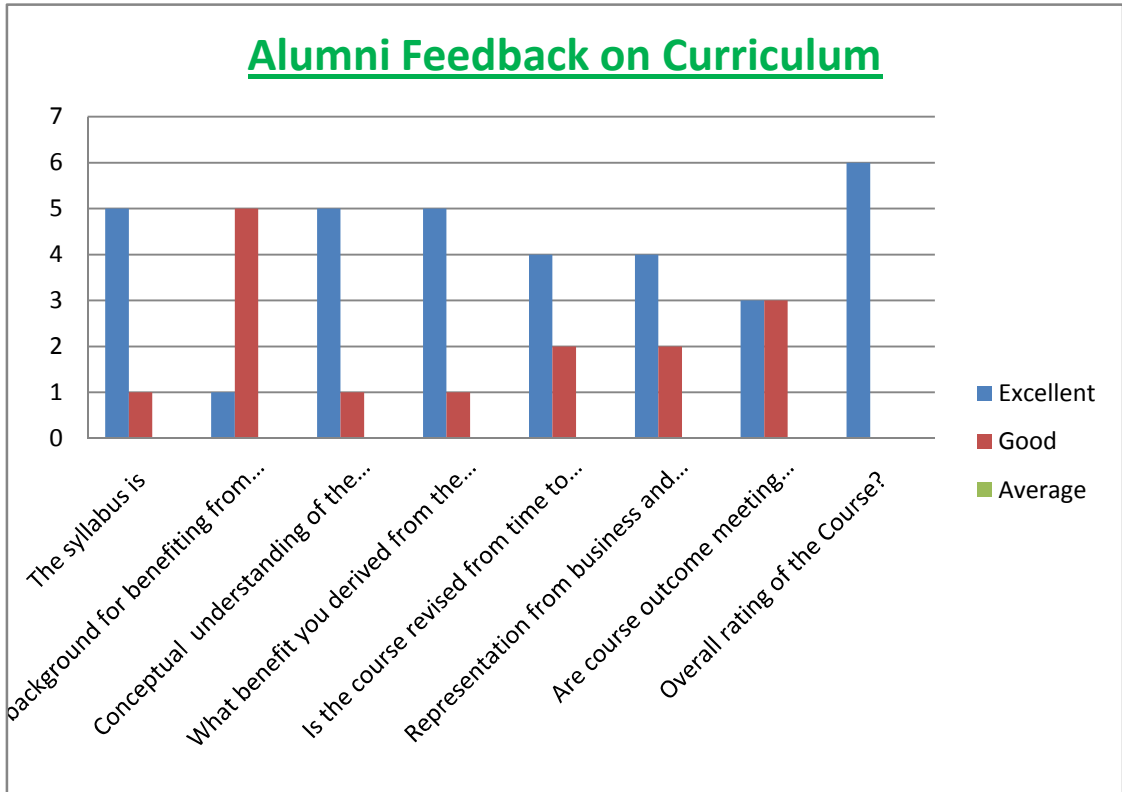


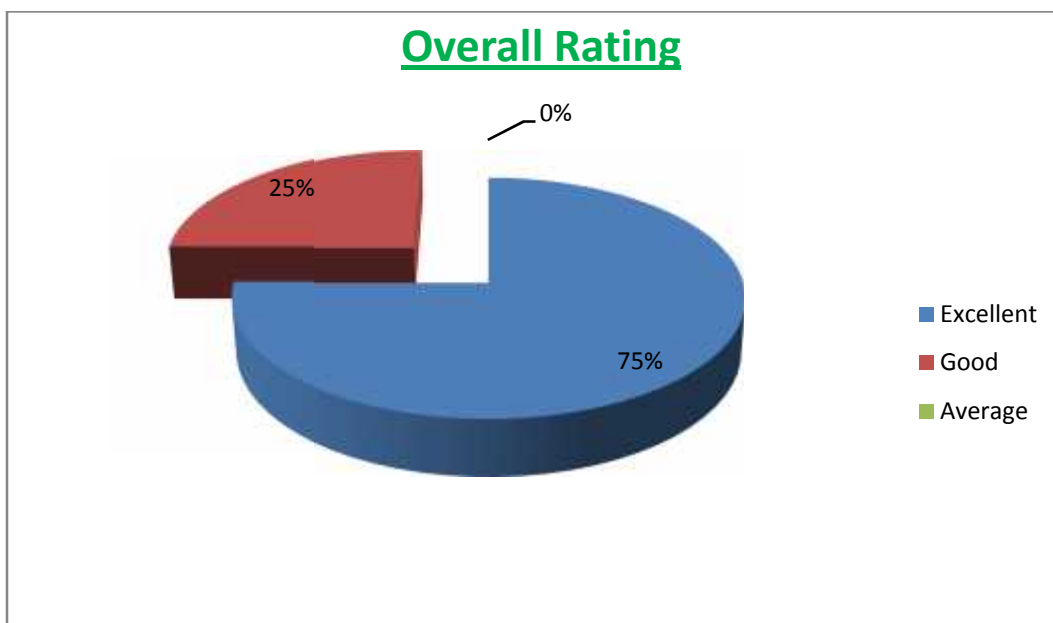


Alumni Feedback on Curriculum for Design & Review of Syllabus

S.No.	Factor	Excellent		Good		Average		Total	Remarks			
		No. of Alumni	%	No. of Alumni	%	No. of Alumni	%					
1	The syllabus is	challenging	5	83.33	adequate	1	16.67	inadequate	0	0.00	6	(a)
2	Your background for benefiting from the course was	more than adequate	1	16.67	just adequate	5	83.33	inadequate	0	0.00	6	(b)
3	Conceptual understanding of the course was :-	easy	5	83.33	manageable	1	16.67	difficult	0	0.00	6	(a)
4	What benefit you derived from the course?	Improve skill	5	83.33	Gainin g knowle dge	1	16.67	Arousin g	0	0.00	6	(a)
5	Is the course revised from time to time?	Yes	4	66.67	to some extent	2	33.33	No	0	0.00	6	(a)
6	Representation from business and industry in Boards of studies is helpful in Designing and improving the courses?	Yes	4	66.67	to some extent	2	33.33	No	0	0.00	6	(a)

7	Are course outcome meeting Local/Regional /Global needs?	a) Yes	3	50.00	b) to some extent	3	50.00	c) no	0	0.00	6	(b)
8	Overall rating of the Course?	a) Excellent	6	100.00	b) Good	0	0.00	c) Average	0	0.00	6	(a)
9	Any other expectations from the curriculum	Satisfied with the Syllabi and Suggested a revision of Syllabus										





Paper-VIII(A1): Integral Transforms

The report of analysis of feedback received from different stakeholders is given below.

3. Feedback forms collected:

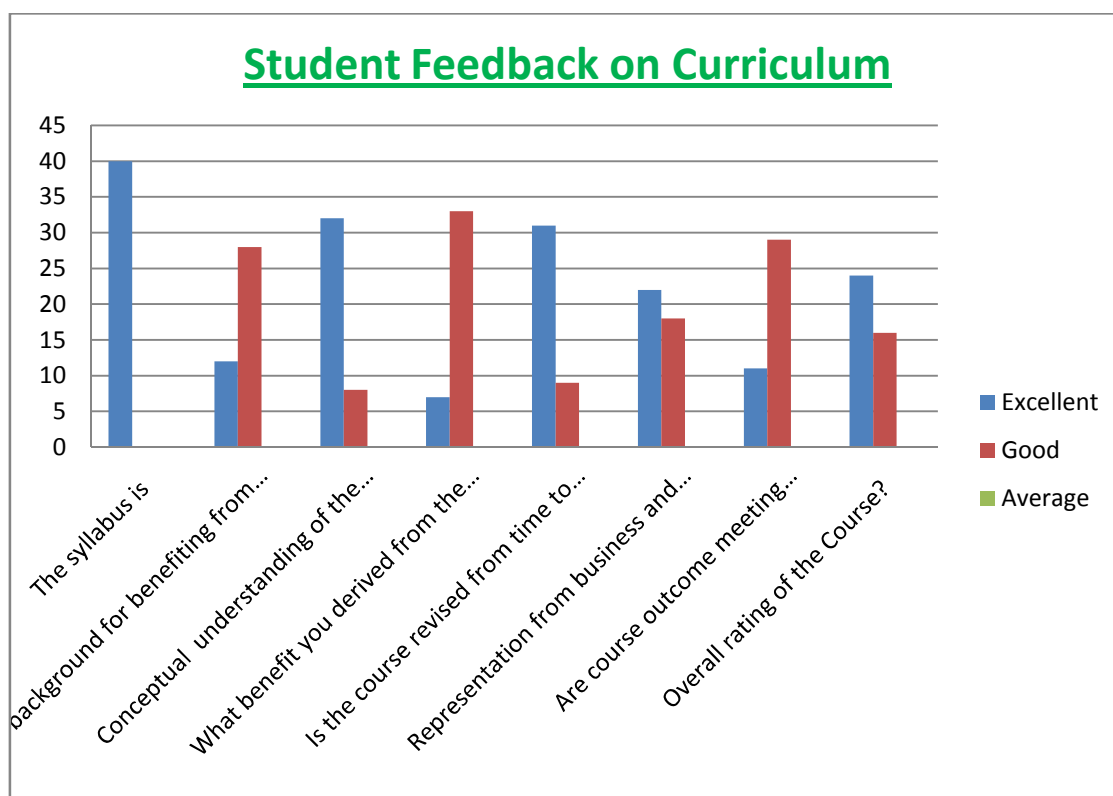
- ✓ Students : 40
- ✓ Alumni : 6
- ✓ Parents : 6
- ✓ Teachers : 6

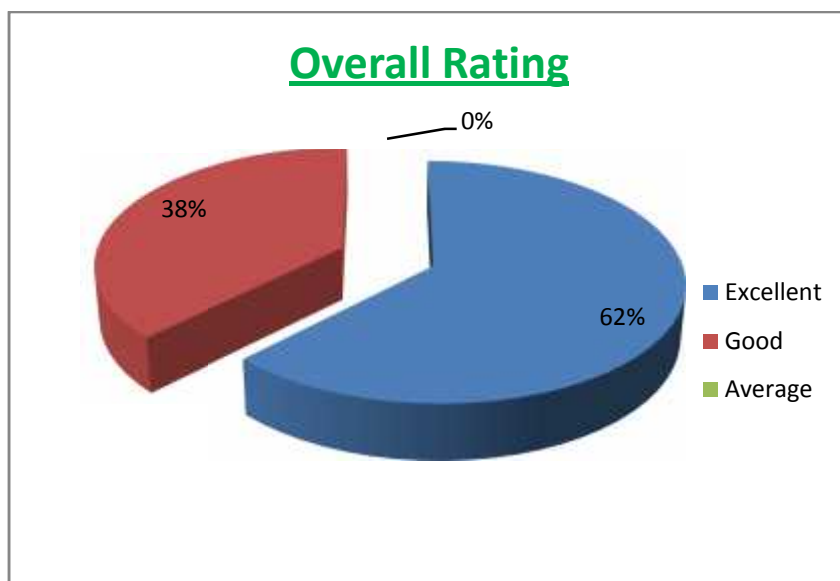
2. Stakeholder Feedback Report for syllabus Design and Review

Student Feedback on Curriculum for Design & Review of Syllabus

S.No.	Factor	Excellent		Good		Average		Total	Remarks			
		No. of Alumni	%	No. of Alumni	%	No. of Alumni	%					
1	The syllabus is	challenging	40	100.00	adequate	0	0.00	inadequate	0	0.00	40	(a)
2	Your background for benefiting from the course was	more than adequate	12	30.00	just adequate	28	70.00	inadequate	0	0.00	40	(b)

3	Conceptual understanding of the course was :-	easy	32	80.00	manage able	8	20.00	difficu lt	0	0.00	40	(a)
4	What benefit you derived from the course?	Improve skill	7	17.50	Gaining knowledg e	33	82.50	Arousi ng	0	0.00	40	(b)
5	Is the course revised from time to time?	Yes	31	77.50	to some extent	9	22.50	No	0	0.00	40	(a)
6	Representation from business and industry in Boards of studies is helpful in Designing and improving the courses?	Yes	22	55.00	to some extent	18	45.00	No	0	0.00	40	(a)
7	Are course outcome meeting Local/Regional /Global needs?	a) Yes	11	27.50	b) to some extent	29	72.50	c) no	0	0.00	40	(b)
8	Overall rating of the Course?	a) Excellent	24	60.00	b) Good	16	40.00	c) Avera ge	0	0.00	40	(a)
9	Any other expectations from the curriculum	Satisfied with the Syllabi and Suggested a revision of Syllabus										



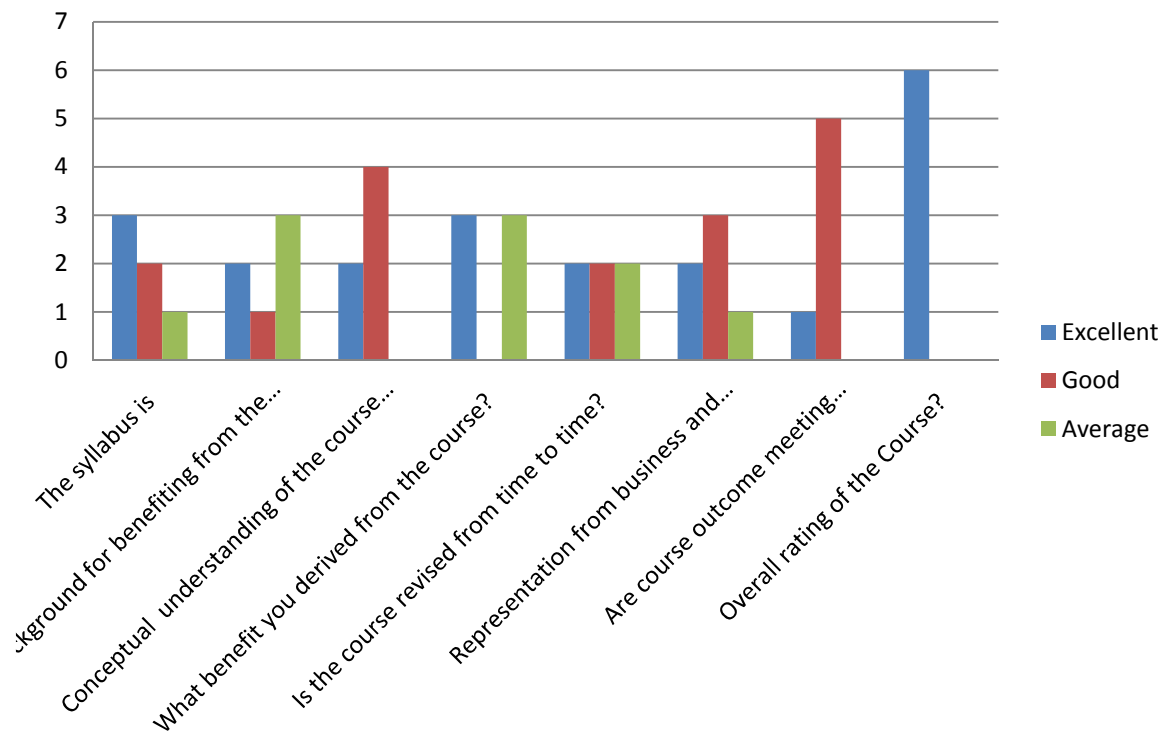


Alumni Feedback on Curriculum for Design & Review of Syllabus

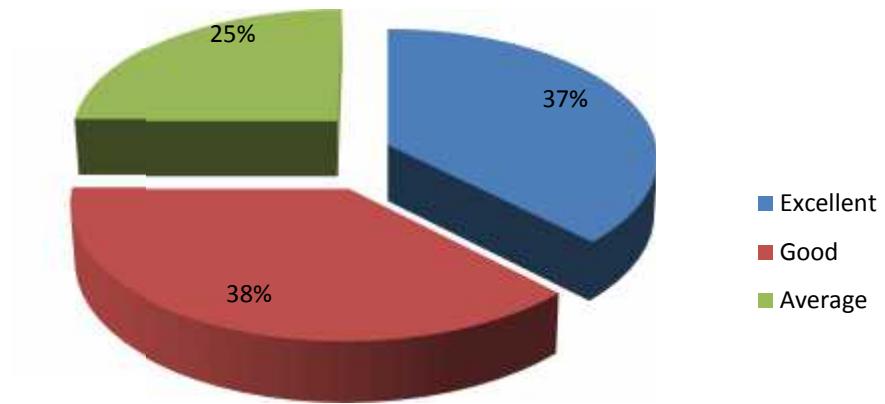
S.No.	Factor	Excellent		Good		Average		Total	Remarks			
		No. of Alumni	%	No. of Alumni	%	No. of Alumni	%					
1	The syllabus is	challenging	3	50.00	adequate	2	33.33	inadequate	1	16.67	6	(a)
2	Your background for benefiting from the course was	more than adequate	2	33.33	just adequate	1	16.67	inadequate	3	50.00	6	(c)
3	Conceptual understanding of the course was :-	easy	2	33.33	manageable	4	66.67	difficult	0	0.00	6	(b)
4	What benefit you derived from the course?	Improve skill	3	50.00	Gaining knowledge	0	0.00	Arousing	3	50.00	6	(a)
5	Is the course revised from time to time?	Yes	2	33.33	to some extent	2	33.33	No	2	33.33	6	(c)

6	Representation from business and industry in Boards of studies is helpful in Designing and improving the courses?	Yes	2	33.33	to some extent	3	50.00	No	1	16.67	6	(b)
7	Are course outcome meeting Local/Regional /Global needs?	a) Yes	1	16.67	b) to some extent	5	83.33	c) no	0	0.00	6	(b)
8	Overall rating of the Course?	a) Excellent	6	100.00	b) Good	0	0.00	c) Average	0	0.00	6	(a)
9	Any other expectations from the curriculum	Satisfied with the Syllabi and Suggested a revision of Syllabus										

Alumni Feedback on Curriculum



Overall Rating



Signature of the Dept. In-Charge